

Omaxe Limited

Regd. Office: Omaxe House, 7, L.S.C. Kalkaji, New Delhi-110019

Unaudited Financial Results for the Quarter and Half year ended September 30, 2009

(Rs. in lacs)


Particulars	Standalone				Consolidated				
	Quarter ended		Half year		Quarter ended		Half year		Year ended
	30.09.2009	30.09.2008	30.09.2009	30.09.2008	30.09.2009	30.09.2008	30.09.2009	30.09.2008	31.03.2009
1	17,080.23	18,290.59	25,897.50	47,174.87	69,977.94	20,402.94	34,282.66	55,435.91	79,879.15
	-	-	-	-	-	-	-	-	-
Total	17,080.23	18,290.59	25,897.50	47,174.87	69,977.94	20,402.94	34,282.66	55,435.91	79,879.15
2	11,419.97	13,259.75	15,806.84	31,999.13	48,535.80	14,090.08	21,087.74	37,239.03	55,943.37
a) Operating cost	447.37	891.61	877.60	1,957.78	3,324.18	1,158.97	1,235.82	2,427.74	4,185.80
b) Employee cost	302.24	689.86	624.24	1,344.88	3,281.53	818.61	749.55	1,548.70	3,642.63
c) Administration cost	442.73	336.07	492.85	732.53	1,270.91	549.47	953.37	946.51	1,289.22
d) Selling cost	103.09	120.51	200.65	229.65	482.57	129.30	212.55	245.24	509.57
e) Depreciation									
Total	12,715.40	15,297.80	18,002.18	36,263.97	56,894.99	16,746.43	24,239.03	42,407.22	65,570.59
3	4,364.83	2,992.79	7,895.32	10,910.90	13,082.95	3,656.51	10,043.63	13,028.69	14,308.56
Profit from operations before other income, interest and exceptional items (1-2)	112.22	5,269.22	361.83	5,621.97	5,791.97	944.59	394.09	1,349.91	1,601.55
4	4,477.05	8,262.01	8,257.15	16,532.87	18,874.92	4,601.10	10,437.72	14,378.60	15,910.11
Profit before interest and exceptional items (3+4)	3,074.04	2,492.42	5,638.89	4,732.63	10,747.82	2,534.29	5,640.94	4,777.60	10,835.85
6	1,403.01	5,769.59	2,618.26	11,800.24	8,127.10	2,066.81	4,796.78	9,601.00	5,074.26
Profit after interest but before exceptional items (5-6)	-	-	-	-	-	-	-	-	-
8	1,403.01	5,769.59	2,618.26	11,800.24	8,127.10	2,066.81	4,796.78	9,601.00	5,074.26
Exceptional items	-	-	-	-	-	-	-	-	-
9	1,403.01	5,769.59	2,618.26	11,800.24	8,127.10	2,066.81	4,796.78	9,601.00	5,074.26
Profit from ordinary activities before tax (7+8)	-	-	-	-	-	-	-	-	-
10	238.44	(145.83)	444.97	1,194.18	425.23	(38.70)	997.47	1,784.97	720.17
Tax expenses	-	-	-	-	(302.59)	2.53	(0.04)	2.53	(180.26)
Current	34.99	43.30	65.29	60.18	41.09	43.10	51.45	61.47	232.31
Previous	-	21.00	-	42.00	151.40	23.21	(0.04)	45.56	170.00
Deferred	-	-	-	-	-	-	-	-	-
Fringe benefit	-	-	-	-	-	-	-	-	-
11	1,129.58	5,851.12	2,108.00	10,503.88	7,811.97	2,036.67	3,747.94	7,706.47	4,132.04
Net profit from ordinary activities after tax (9-10)	-	-	-	-	-	-	-	-	-
12	-	-	-	-	-	-	-	-	-
Extra ordinary items	-	-	-	-	-	-	-	-	-

For OMAXE LTD.

(Signature)
Addl. Vice President (Finance)
& Company Secretary

13	Net profit for the period before minority interest and prior year adjustment (11-12)	1,129.58	5,851.12	2,108.00	10,503.88	7,811.97	2,251.22	2,036.67	3,747.94	7,706.47	4,132.04
14	Minority interest	-	-	-	-	-	0.35	(1.25)	0.59	1.75	0.70
15	Net Profit for the period (13-14)	1,129.58	5,851.12	2,108.00	10,503.88	7,811.97	2,250.87	2,037.92	3,747.35	7,704.72	4,131.34
16	Paid-up Equity Share Capital (Face value Rs. 10 each)	17,356.70	17,356.70	17,356.70	17,356.70	17,356.70	17,356.70	17,356.70	17,356.70	17,356.70	17,356.70
17	Reserves (excluding Revaluation Reserves)					112,178.25					130,425.75
18	Earnings per share before extraordinary items (In rupees)										
	Basic	0.65	3.37	1.21	6.05	4.50	1.30	1.17	2.16	4.44	2.38
	Diluted	0.65	3.37	1.21	6.05	4.50	1.30	1.17	2.16	4.44	2.38
19	Earnings per share after extraordinary items (In rupees)										
	Basic	0.65	3.37	1.21	6.05	4.50	1.30	1.17	2.16	4.44	2.38
	Diluted	0.65	3.37	1.21	6.05	4.50	1.30	1.17	2.16	4.44	2.38
20	Public shareholding										
	-Number of shares	18841364*	18,613,520	18841364*	18,613,520	19352481**	18841364*	18,613,520	18841364*	18,613,520	19352481**
	-Percentage of shareholding * includes 38883/(**550000) shares held under beneficial ownership/ pledged respectively by promoter company(s)	10.85%	10.73%	10.85%	10.73%	11.15%	10.85%	10.73%	10.85%	10.73%	11.15%
21	Promoters and Promoter Group Shareholding										
	a) Pledged / Encumbered										
	- Number of shares	57,660,000	42,948,100	57,660,000	42,948,100	65,152,450	57,660,000	42,948,100	57,660,000	42,948,100	65,152,450
	- Percentage of shares (as a % of the total shareholding of promoter and promoter group)	37.27%	27.72%	37.27%	27.72%	42.25%	37.27%	27.72%	37.27%	27.72%	42.25%
	- Percentage of shares (as a % of the total share capital of the company)	33.22%	24.74%	33.22%	24.74%	37.54%	33.22%	24.74%	33.22%	24.74%	37.54%

For OMAKEXE LTD.


Anil Kumar
Addl. Vice President (Finance)
& Company Secretary


b) Non-Encumbered	97,065,636	112,005,380	97,065,636	112,005,380	89,062,069	97,065,636	112,005,380	97,065,636	112,005,380	89,062,069
	62.73%	72.28%	62.73%	72.28%	57.75%	62.73%	72.28%	62.73%	72.28%	57.75%
	55.93%	64.53%	55.93%	64.53%	51.31%	55.93%	64.53%	55.93%	64.53%	51.31%
- Number of shares										
- Percentage of shares (as a % of the total shareholding of promoter and promoter group)										
- Percentage of shares (as a % of the total share capital of the company)										

Unaudited segment-wise revenue, results and capital employed for the Quarter and Half year ended September 30, 2009

(Rs. in lacs)

Particulars	Standalone		Consolidated	
	Quarter ended	Half year ended	Quarter ended	Half year ended
	30.09.2009	30.09.2009	30.09.2009	30.09.2009
	Unaudited	Unaudited	Unaudited	Unaudited
1				
Segment Revenue				
-Real estate projects	14,359.00	21,956.60	16,008.98	24,535.90
-Construction contracts	2,366.31	3,420.82	6,383.04	9,746.76
-Unallocated	354.92	520.08	354.92	520.08
Total	17,080.23	25,897.50	22,746.94	34,802.74
Less: Inter-segment revenue	-	-	354.92	520.08
Total sales/income	17,080.23	25,897.50	22,392.02	34,282.66
2				
Segment Results				
-Real estate projects	5,660.26	10,090.66	7,094.78	12,057.92
-Construction contracts	-	-	710.44	1,137.00
-Unallocated	-	-	-	-
Total	5,660.26	10,090.66	7,805.22	13,194.92
Less:				
i) Interest	3,074.04	5,638.89	3,077.59	5,640.94
ii) Other Un-allocable expenditure net off	1,295.43	2,195.35	2,034.19	3,151.29
iii) Un-allocable income	(112.22)	(361.83)	(135.30)	(394.09)
Profit before tax	1,403.01	2,618.25	2,828.74	4,796.78
3				
Capital employed				
-Real estate projects	254,962.29	254,962.29	328,645.56	328,645.56
-Construction contracts	(1,208.67)	(1,208.67)	(786.95)	(786.95)
-Unallocated	42,178.04	42,178.04	20,772.24	20,772.24
Total	295,931.66	295,931.66	348,630.85	348,630.85

For OMAXE LTD.


 Addl. Vice President (Finance)
 & Company Secretary

Notes:

1. The above results were reviewed and recommended by the Audit Committee & approved by the Board of Directors at their respective meetings held on 31st October, 2009.
2. The consolidated financial results have been prepared in accordance with AS-21 – 'Accounting standards on consolidated financial statements', AS-27 – 'Financial reporting of Interest in joint ventures' and AS- 23- 'Accounting for investment in Associates in consolidated financial statements'.
3. The unaudited financial results of one wholly owned subsidiary company i.e. M/s Rohtas Holdings (Gulf) Limited and a Joint Venture company namely Omaxe Azorim Developers (P) Ltd. have been reported by the management. The results of above mentioned companies have been given effect in consolidated financial results based on financial statements as certified. The Statutory Auditors of Joint Venture company have made Qualifications in Audited Accounts for the year ended 31st March, 2009 relating to nonaccrual of marketing fee & transfer of construction cost incurred prior to and after entering joint venture, which is to be addressed. This, however, has no impact on the reported financial statements.
4. Segment Reporting has not been given for the previous period and for the year ended 31st March, 2009 as one of the segment namely construction activity does not qualify the threshold limit at that point of time as per AS-17- 'Accounting standard for Segment Reporting'.
5. Apart from the subsidiaries reported in the previous quarters, during the quarter ended 30th September 2009, the company has purchased 10,000 Equity Shares of Rs. 10 each of Vimvin Realtors (P) Limited from one of its wholly owned subsidiary Company at a total consideration of Rs.1,00,000 , whereby such company has become wholly owned Subsidiary of the Company. Further Golden Peak Township (P) Limited a Wholly Owned Subsidiary Company, has purchased all shares of Aadhira Developers (P) Ltd, Shubh Bhumi Developers (P) Ltd. and Sanvim Developers (P) Ltd., whereby these companies have become step subsidiaries of the Company.
6. Status of Investors' Grievances: Opening balance - Nil, Received during the Quarter - 32, Addressed during the Quarter - 31, Balance – 1.
7. The standalone and consolidated financial results of the Company for the quarter ended 30th September, 2009 are also available on the Company's Website (www.omaxe.com) and on the Website of BSE (www.bseindia.com) and NSE (www.nseindia.com) .
8. The previous period/year figures have been regrouped / rearranged wherever required for the purpose of comparison.


For and on behalf of Board of Directors

Sd/-

Rohtas Goel

Chairman and Managing Director

For OMAXE LTD.


Anil Kumar
Vice President (Finance)
& Company Secretary

Place: New Delhi

Date : October 31st , 2009

Omaxe Limited

Regd. Office: Omaxe House, 7, L.S.C. Kalkaji, New Delhi-110019

Unaudited Consolidated Financial Results for the Quarter and Half year ended September 30, 2009

(Rs. in lacs)

Particulars	Quarter ended		Half year		Year ended
	30.09.2009	30.09.2008	30.09.2009	30.09.2008	31.03.2009
	Unaudited	Unaudited	Unaudited	Unaudited	Audited
1 a) Net Sales/ Income from Operations	22,392.02	20,402.94	34,282.66	55,435.91	79,879.15
b) Other Operating Income	-	-	-	-	-
Total	22,392.02	20,402.94	34,282.66	55,435.91	79,879.15
2 Expenditure					
a) Operating cost	14,586.80	14,090.08	21,087.74	37,239.03	55,943.37
b) Employee cost	635.01	1,158.97	1,235.82	2,427.74	4,185.80
c) Administration cost	390.07	818.61	749.55	1,548.70	3,642.63
d) Selling cost	899.96	549.47	953.37	946.51	1,289.22
e) Depreciation	109.15	129.30	212.55	245.24	509.57
Total	16,620.99	16,746.43	24,239.03	42,407.22	65,570.59
3 Profit from operations before other income, interest and exceptional items (1-2)	5,771.03	3,656.51	10,043.63	13,028.69	14,308.56
4 Other income	135.30	944.59	394.09	1,349.91	1,601.55
5 Profit before interest and exceptional items (3+4)	5,906.33	4,601.10	10,437.72	14,378.60	15,910.11
6 Interest and Finance cost	3,077.59	2,534.29	5,640.94	4,777.60	10,835.85
7 Profit after interest but before exceptional items (5-6)	2,828.74	2,066.81	4,796.78	9,601.00	5,074.26
8 Exceptional items	-	-	-	-	-
9 Profit from ordinary activities before tax (7+8)	2,828.74	2,066.81	4,796.78	9,601.00	5,074.26
10 Tax expenses					
Current	562.38	(38.70)	997.47	1,784.97	720.17
Previous	(11.46)	2.53	(0.04)	2.53	(180.26)
Deferred	26.64	43.10	51.45	61.47	232.31
Fringe benefit	(0.04)	23.21	(0.04)	45.56	170.00
11 Net profit from ordinary activities after tax (9-10)	2,251.22	2,036.67	3,747.94	7,706.47	4,132.04
12 Extra ordinary items	-	-	-	-	-
13 Net profit for the period before minority interest and prior year adjustment (11-12)	2,251.22	2,036.67	3,747.94	7,706.47	4,132.04
14 Minority interest	0.35	(1.25)	0.59	1.75	0.70
15 Net Profit for the period (13-14)	2,250.87	2,037.92	3,747.35	7,704.72	4,131.34
16 Paid-up Equity Share Capital (Face value Rs. 10 each)	17,356.70	17,356.70	17,356.70	17,356.70	17,356.70
17 Reserves (excluding Revaluation Reserves)					130,425.75
18 Earnings per share before extraordinary items (In rupees)					
Basic	1.30	1.17	2.16	4.44	2.38
Diluted	1.30	1.17	2.16	4.44	2.38
19 Earnings per share after extraordinary items (In rupees)					
Basic	1.30	1.17	2.16	4.44	2.38
Diluted	1.30	1.17	2.16	4.44	2.38
20 Public shareholding					
-Number of shares	18841364*	18,613,520	18841364*	18,613,520	19352481**
-Percentage of shareholding					
* includes 38883/(**550000) shares held under beneficial ownership/ pledged respectively by promoter company(s)	10.85%	10.73%	10.85%	10.73%	11.15%

For OMAXE LTD.


Addl. Vice President (Finance)
& Company Secretary

21	Promoters and Promoter Group Shareholding					
	a) Pledged / Encumbered					
-	Number of shares	57,660,000	42,948,100	57,660,000	42,948,100	65,152,450
-	Percentage of shares (as a % of the total shareholding of promoter and promoter group)	37.27%	27.72%	37.27%	27.72%	42.25%
-	Percentage of shares (as a % of the total share capital of the company)	33.22%	24.74%	33.22%	24.74%	37.54%
	b) Non-Encumbered					
-	Number of shares	97,065,636	112,005,380	97,065,636	112,005,380	89,062,069
-	Percentage of shares (as a % of the total shareholding of promoter and promoter group)	62.73%	72.28%	62.73%	72.28%	57.75%
-	Percentage of shares (as a % of the total share capital of the company)	55.93%	64.53%	55.93%	64.53%	51.31%

Unaudited Consolidated segment-wise revenue, results and capital employed for the Quarter and Half year ended September 30, 2009

(Rs. in lacs)

Particulars		Quarter ended	Half year ended
		30.09.2009	30.09.2009
		Unaudited	Unaudited
1	Segment Revenue		
	-Real estate projects	16,008.98	24,535.90
	-Construction contracts	6,383.04	9,746.76
	-Unallocated	354.92	520.08
	Total	22,746.94	34,802.74
	Less: Inter-segment revenue	354.92	520.08
	Total sales/income	22,392.02	34,282.66
2	Segment Results		
	-Real estate projects	7,094.78	12,057.92
	-Construction contracts	710.44	1,137.00
	-Unallocated	-	-
	Total	7,805.22	13,194.92
	Less:		
	i) Interest	3,077.59	5,640.94
	ii) Other Un-allocable expenditure net off	2,034.19	3,151.29
	iii) Un-allocable income	(135.30)	(394.09)
	Profit before tax	2,828.74	4,796.78
3	Capital employed		
	-Real estate projects	328,645.56	328,645.56
	-Construction contracts	(786.95)	(786.95)
	-Unallocated	20,772.24	20,772.24
	Total	348,630.85	348,630.85

For OMAXE LTD.

Addl. Vice President (Finance)
& Company S.


Notes:

1. The above results were reviewed and recommended by the Audit Committee & approved by the Board of Directors at their respective meetings held on 31st October, 2009.
2. The consolidated financial results have been prepared in accordance with AS-21 – 'Accounting standards on consolidated financial statements', AS-27 – 'Financial reporting of interest in joint ventures' and AS- 23- 'Accounting for investment in Associates in consolidated financial statements'.
3. The unaudited financial results of one wholly owned subsidiary company i.e. M/s Rohtas Holdings (Gulf) Limited and a Joint Venture company namely Omaxe Azorim Developers (P) Ltd. have been reported by the management. The results of above mentioned companies have been given effect in consolidated financial results based on financial statements as certified. The Statutory Auditors of Joint Venture company have made Qualifications in Audited Accounts for the year ended 31st March, 2009 relating to nonaccrual of marketing fee & transfer of construction cost incurred prior to and after entering joint venture, which is to be addressed. This, however, has no impact on the reported financial statements.
4. Segment Reporting has not been given for the previous period and for the year ended 31st March, 2009 as one of the segment namely construction activity does not qualify the threshold limit at that point of time as per AS-17- 'Accounting standard for Segment Reporting'.
5. Apart from the subsidiaries reported in the previous quarters, during the quarter ended 30th September 2009, the company has purchased 10,000 Equity Shares of Rs. 10 each of Vimvin Realtors (P) Limited from one of its wholly owned subsidiary Company at a total consideration of Rs.1,00,000 , whereby such company has become wholly owned Subsidiary of the Company. Further Golden Peak Township (P) Limited a Wholly Owned Subsidiary Company, has purchased all shares of Aadhira Developers (P) Ltd, Shubh Bhumi Developers (P) Ltd. and Sanvim Developers (P) Ltd., whereby these companies have become step subsidiaries of the Company.
6. Status of Investors' Grievances: Opening balance - Nil, Received during the Quarter - 32, Addressed during the Quarter - 31, Balance – 1.
7. The standalone and consolidated financial results of the Company for the quarter ended 30th September, 2009 are also available on the Company's Website (www.omaxe.com) and on the Website of BSE (www.bseindia.com) and NSE (www.nseindia.com) .
8. The previous period/year figures have been regrouped / rearranged wherever required for the purpose of comparison.

For and on behalf of Board of Directors

Sd/-
Rohtas Goel
Chairman and Managing Director

Place: New Delhi
Date : October 31st , 2009

For OMAKE LTD.

Anil Vice President (Finance)
& Company Secretary